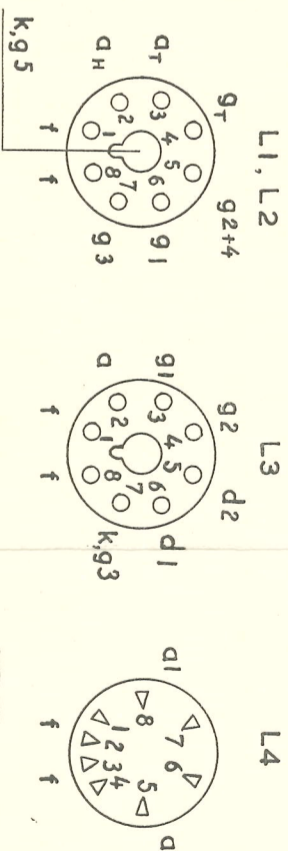


FIG. 1

GESPR. BANDEN
 GETEKEND IN STAND KG I
 KG I
 MG
 LG
 GOELENGESCHAKELAAR
 LAAG
 NORMAL
 HOOG
 KWALITEITSSCHAKELAAR
 GETEKEND IN STAND NORMAAL



Een deel der toestellen KY 486 is voorzien van een voedingstrafje GK51274 voor het schema daarvan zie Service Documentatie KY 487 - Fig.1

S	IO, 11, 12, 13, 14, 22, 24, 71, 72, 73, 74, 75, 76, 77	21, 23, 25, 31, 32, 33, 34, 41, 42, 43	51, 52, 53, 54	61, 62, 63, 64, 80	S
C	27, 1	13, 4, 5, 6, 7, 8, 40, 41, 9, 38, 10, 11, 37, 36, 12, 3, 16, 46, 15, 14, 17, 19, 18, 35, 20, 42, 44, 43, 39, 21, 26, 25, 23, 22, 24, 28, 34, 29, 30, 33, 45	18	31, 32	C
R		1, 2, 3, 19	4	14, 16	R

ERRES KY 486

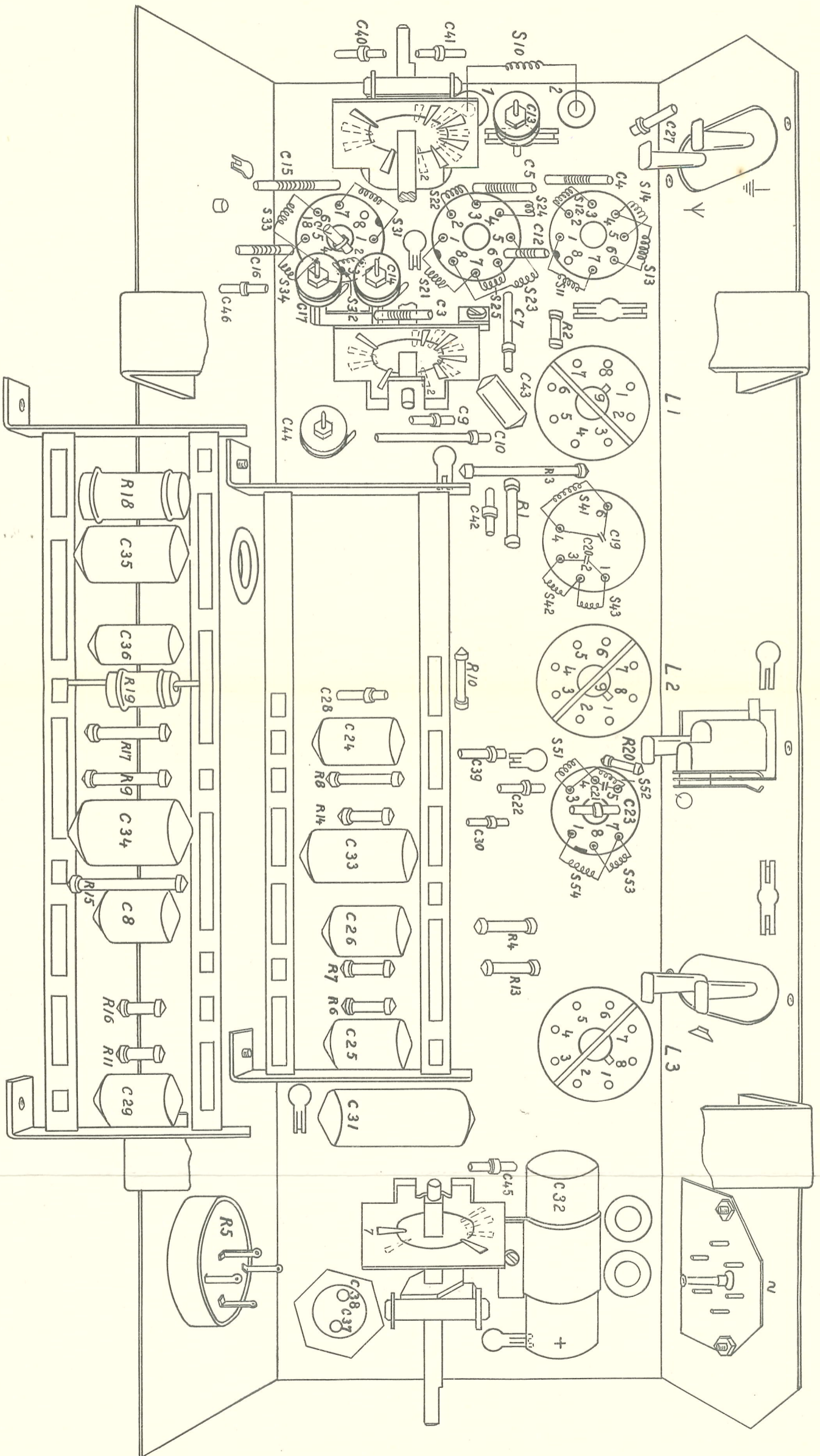
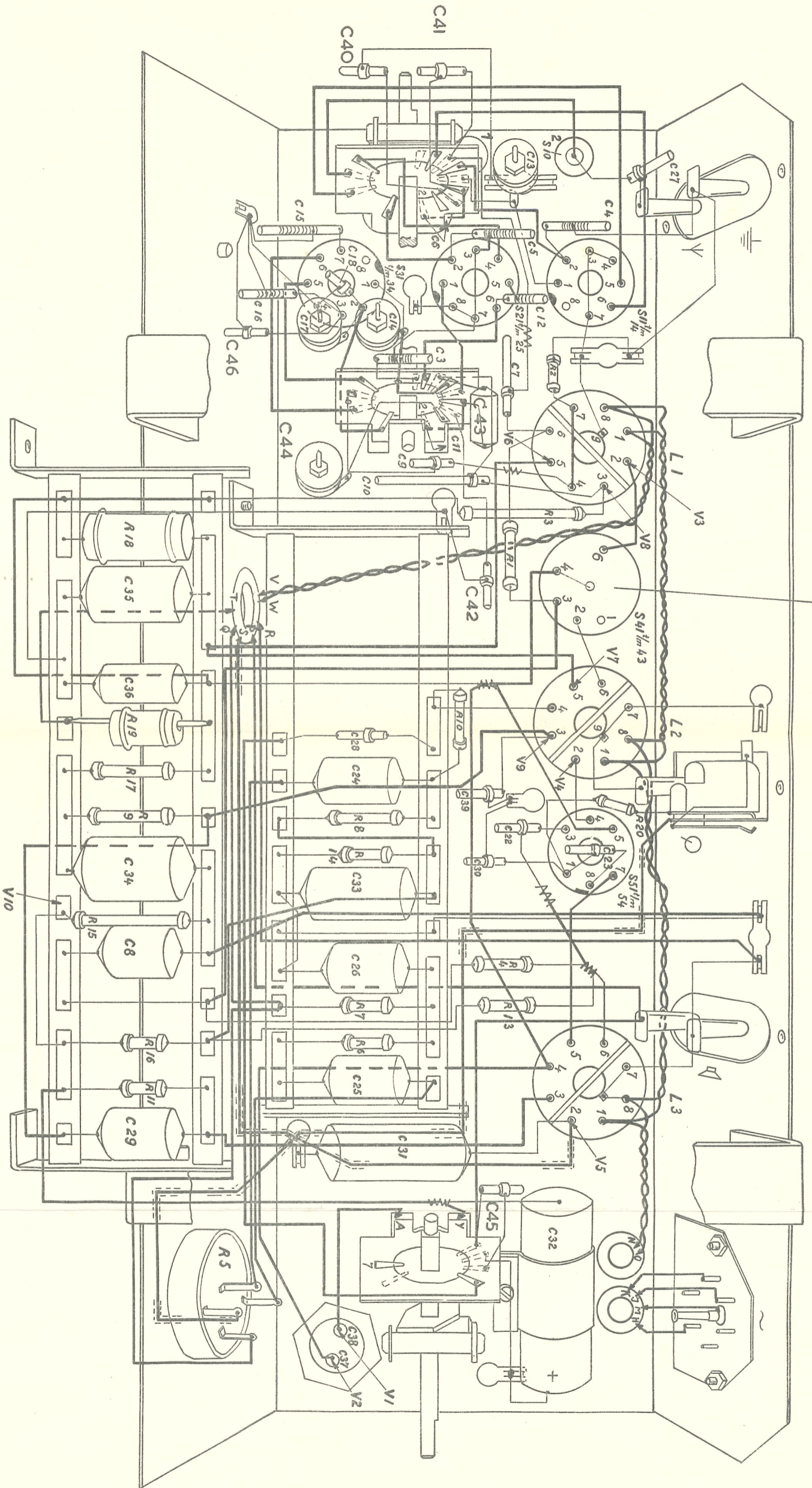


FIG. 2

ERRRES KY 486

S	IO.	11.12.13.14.21.22.23.24.25.31.32.33.34.	41.42.43.	51.52.53.54.	25.29.31.45.32.	38.37.	S
C	41.40.13.27.54.15.18.12.16.14.17.3.7.46.	43.9.10.44.	42.35.19.20.36.	28.24.39.21.22.23.30.34.33.8.26.	32.38.37.		C
R		2.	3.18.1.	10.19.17.20.8.9.14.15.	4.7.13.6.16.11.	5.	R



Bij sommige toestellen gewijzigde aansluiting zie Fig. 1.

SPANNINGEN TOT 50 VOLT, $\pm 10\%$, MET VOLTMETER 50 VOLT BIJ 1000 Ω/V
 SPANNINGEN VAN 50-500V, $\pm 10\%$, MET VOLTMETER 500 VOLT BIJ 1000 Ω/V

FIG. 3
ERRRES KY 486

VOLT	240	90	140	90	50	240	-6	260	280	240	VOLT
S	10.	11,12,13,14,21,22,23,24,25, 31,32,33,34.		41, 42, 43.		51, 52, 53, 54.		25, 29, 31, 45, 32.	38, 37.		
C	41, 40, 13, 27.	45, 6, 15, 18, 16, 12, 14, 17, 3, 7, 46, 43, 11, 9, 10, 4, 4		35, 42.		36, 28, 24, 39, 22, 23, 30, 34, 33, 8, 26.		25, 29, 31, 45, 32.	38, 37.		
R		2.		3, 18, 1.		10, 19, 17, 20, 8, 9, 14.		15, 4, 7, 13, 6, 16, 11.	5.		

IV3 IV6 IV8 IV7 IV9 IV4 V10 IV5 IV1 IV2

GEMETEN TEGEN CHASSIS

